

Places to visit

Part A

By the end of this part of the unit you will be able to:

- prepare a quiz about Ethiopia
- listen to a passage about Ethiopia and identify statements as *True* or *False*
- describe some photographs of places in Ethiopia
- learn some new words
- read a dialogue about some holiday suggestions
- listen and complete a passage about Debre Damo monastery
- write a description of where you live
- complete a class survey about holidays
- give directions to places on a map
- ask for directions politely
- find and write down some notices in English in the community.

A2.1 Introduction: What do you know about Ethiopia?

Work in groups to write down questions for a class quiz about Ethiopia. Your questionnaire should include places of interest for visitors to Ethiopia, such as important towns, churches, mosques, historical sites, national parks, natural features such as lakes, rivers and mountains, and wildlife.

You can then test other groups with your quiz!



A2.2 Listening: Addis Ababa

Listen to your teacher read a passage about Addis Ababa and write in your exercise book whether the following statements are *True* or *False*.

- 1 Addis Ababa was founded in 1986.
- 2 The town was founded by the wife of Emperor Menelik II.
- 3 The emperor's wife liked to bathe in the hot springs.
- 4 Menelik enlarged the house and made it into the Imperial Palace.
- 5 Taitu planted eucalyptus trees around her palace.
- 6 There are many new high-rise buildings in Addis Ababa.



A2.3 Speaking: Describing places

Talk about these photographs.

Example:

Picture 1: This is a picture of Harar. The picture shows the old city wall.

1



Harar

2



Blue Nile Falls

3



Addis Ababa

4



Nechisar National Park

A2.4 Increase your word power: Vocabulary development

1 Find out the meaning of the following words and write them in your vocabulary book.

recommend	medieval	reigned	incredible
monastery	panels	manuscripts	accessible

2 Give your partner a spelling test using these words.



A2.5 Reading: Where can you go on holiday?



Debre Damo



Lalibela



Nejashi Mosque



Gondar

1 Read the text below and answer the questions.

Aret: Hello, Nishan. We've got a friend from Kenya coming to stay with us and I wondered what we should recommend he does on his holiday. Have you any suggestions?

Liben: Yes, well, my uncle is a tour operator in Addis Ababa and arranges lots of holidays for tourists and visitors.

Aret: How very useful! Then you're just the right person to give me some advice!

Liben: I'll do my best. What sort of thing does your friend want to see?

Aret: I'm not really sure what he wants to do or see, but I know he is very interested in the history of Ethiopia.

Liben: Well, it's hard to know where to start, as we have so many interesting historical sites in our country. For example Gondar, which was the 17th century capital of Ethiopia, is noted for its medieval castles and churches. The Imperial compound contains a number of castles built between 1632 and 1855 by various Emperors who reigned during this period.

Aret: Really? That's very interesting! What else would you suggest?

Liben: Well, at Lalibela there are 11 incredible churches which were carved out of the solid rock in the 12th century. These churches are still in use, especially during the most famous church festivals of Ethiopian Christmas (Genna) and Ethiopian Epiphany (Timket). Travel writers describe them as the "eighth wonder of the world".

Aret: Yes, I certainly think he would like to visit Lalibela and its churches ...

Liben: Another fascinating site is Debre Damo monastery, perched high on an isolated mountain in the northern part of Tigray. It was built in the 6th century with carved wooden panels, and painted ceilings and walls. It also has a priceless collection of manuscripts and is a well-known centre for the Ethiopian Orthodox Tewahedo Church.

Aret: I'd love to go there. Perhaps my friend would take me with him when he comes.

Liben: Yes, well equally fascinating is the Nejashi Mosque in Tigray, which is almost as old as Debre Damo. Named after the Ethiopian king Al-Nejashi, it was founded in the 7th century by order of the

Prophet as a place of refuge from persecution for eleven men and four wives, members of his family who fled from Mecca during the second Hijara.

Aret: *Wow – that is impressive! I will certainly recommend my friend to go there as well. It just shows how many interesting historical sites there are in our country!*

- 1 Which three places does Liben describe?
- 2 How does he know about these places?
- 3 What is Aret’s friend’s main interest?
- 4 What is Gondar noted for?
- 5 What do travel writers describe as “the eighth wonder of the world”?
- 6 Why can Aret not visit the Debre Damo monastery?
- 7 Which is the oldest site mentioned in the text?
- 8 What is the name of the oldest mosque in Ethiopia?
- 9 Why was the mosque founded?
- 10 What other historical sites ...



A2.6 Listening: Debre Damo monastery

- 1 Melesse’s cousin enjoyed his visit to Ethiopia. He kept a diary of his tours. Complete his diary entry by filling in the spaces with words from the box below.**

goats waist cliff crops monastery rope paintings explore
 manuscripts top road tunnels mountain monks women
 views access carvings treasures climb

The most interesting part of my holiday was a visit to Debre Damo monastery. The is some four hours’ drive from Axum, plus a further two hours’ stiff uphill from the point where the ends. The spectacular monastery of Debra Damo is situated on an isolated top in one of the wildest parts of Tigray.

Damo is unique and unforgettable although, as with most Ethiopian monasteries, are not allowed to enter it. Even for those who can enter it, there is a daunting obstacle to the monastery: the only means of is a climb of 25 m up a sheer Monks lower a safety which visitors tie around their Then they use a second, thicker rope to climb. It may be, because of this arduous, dangerous ascent, that the art of Debre Damo have remained intact through the monastery’s 1,400 tumultuous years of history.

The treasures include an extensive collection of illuminated – among them the oldest surviving fragments of texts anywhere in Ethiopia – and intricate on the beams and ceiling of the ancient church around which the monastery is built. There are no murals as such, but a large number of are preserved there, including several that depict the legend of the foundation of Debre Damo by Abuna Aragawi. He is a Saint who is believed to have been lifted onto the cliff-top by a giant serpent. Wrapped in its coils, the Saint reached the safely, dropping his cross on a stone, which is today kissed by all who enter the monastery.

The rock on which Damo stands offers panoramic over the surrounding countryside and complete seclusion and peace for the hundred or so and deacons who live there. Though local people give food and supplies, the monastic community is virtually self-sufficient, growing selected and rearing sheep and for their milk and meat. The monastery also has its own reservoirs – spectacular caverns hewn deep beneath the surface of the cliff-top centuries ago. It is only possible to the full extent of these ancient cisterns during droughts, when they run dry. Usually they are full and coated by a film of green lichen. If you visit them when empty, however, you will find a maze of and chiselled hollows strikingly reminiscent of the rock-hewn churches of Lalibela.



A2.7 Writing: Where I live

1 Discuss in groups where you live and list some interesting facts about it. Classify your ideas under the following headings:

Name	Location	Activities	Feelings
Berta	Addis Ababa	Clubs and football	Excited

2 Read Melesse’s cousin’s diary entry about the monastery in A2.6 again, then using it as a model, write a description of your locality or another place to visit in Ethiopia.



A2.8 Speaking: Survey

1 Discuss in your groups which kinds of holiday would attract you most.

2 Copy the table below into your exercise book and add any other columns your group might suggest.

3 Interview the members of your group and find out their preferred holiday by ticking the box under a holiday type.

Name	Historical	Trekking	Mountain climbing	Caving	Water sports

4 Collate the results of the class surveys to find out which is the most popular holiday.

A2.9 Language focus: Distances



1 Find the places in the table on this map of Ethiopia.

Destination	Distance	Time
Addis Ababa to Dire Dawa	515 km	9–10 hours
Humera to Gondar	205 km	3–4 hours
Asosa to Addis Ababa	865 km	14–17 hours
Werder to Gode	260 km	4–5 hours

2 Ask and answer questions about the table.

Example:

*How far is it from Addis Ababa to Dire Dawa? It's 515 km from Addis Ababa to Dire Dawa.
How long does it take to drive from Humera to Gondar? It takes between 3 and 4 hours.*

3 Now pretend your friend was hard of hearing. Ask a question from the table, then your partner should ask the same question in reported speech.

Example:

*How far is it from Werder to Gode? Lishan asked how far it is from Werder to Gode?
How long does it take to drive from Mekele to Humera?
Lishan asked how long it takes to drive from Mekele to Humera?*

A2.10 Speaking: Giving directions

1 Listen to the people at the railway station asking where these places are. Find each place on the post office map, then write down the number or letter representing the building in your exercise book.

- stadium
- bus station
- Half Moon Hotel
- post office
- bank



- 2** Work with a partner. Ask and say where each of these places are. Use polite questions for asking and use the following expressions to give information.

It's in ... Street.

It's next to ...

It's on the corner of ... and ...

It's opposite ...

- 3** Listen to the people at the railway station asking for directions to the places below. Follow the directions, then write down the number or letter representing the place in your exercise book.

Ministry of Health

Crocodile Café

Independence Secondary School

Palm Tree Restaurant

Police station

- 4** Work with a partner. Ask for and give the directions to the places on the map. Use some of these expressions.

Go straight along ... Road.

It's on the right / left.

Turn left / right into ... Road.

It's opposite / next to ...

Go across ...

It's on the corner of ...

Take the (second) turning on the right / left into ... Road.



A2.11 Speaking: Asking politely

- 1** Look at the two ways we can ask for help or information. Which of these questions are more polite?

Where is the bus stop?

Could you tell me where the bus station is?

Does the bus to Werder leave from here?

Do you know if the bus to Werder leaves from here, please?

Asking questions politely

These polite questions are called *indirect questions*. They are important when we ask strangers for information. Notice how indirect questions are different from normal, direct questions:

They start with a short phrase, such as:

Can you tell me ...? Could you tell me ...? Do you know ...?

The word order of the question is not like a normal question:

... where the station is?

... when the shop opens?

... how to get to the mosque?

... the way to the church?

We use *if* when there is no question word:

... if the bus leaves from here?

... if there is a bank near here?

We use a rising intonation with indirect questions as this makes them sound more polite.

It is polite to use a short phrase like *Yes, of course* or *I'm sorry I don't know the answer* when we answer the question.

2 Work with a partner to ask polite questions to ask for directions to the following places:

the hospital
the market

the secondary school
the post office

the stadium
the bus station



A2.12 Writing: English in the community

How many notices can you find in English in your local community? Discuss in groups where you might find examples of English outside the school, and write down or bring some examples into class.

Part B

By the end of this part of the unit you will be able to:

- express the future using *going to*, *may* or *might*
- talk about future plans
- read about two tours in Ethiopia
- use the verb forms *going to* and *has / have* in sentences
- use the present perfect tense
- use the correct pronunciation to ask and answer questions in the present perfect tense
- read a passage about the Simien Mountains
- write a letter of enquiry about a holiday in Ethiopia
- read a tourist office leaflet
- find out more information about Ethiopia
- pronounce words with the past simple endings *-d* and *-ed*
- play a game of Bingo.

B2.1 Language focus: Future possibility

1 When we are planning something in the future, we can use *going to*, *may* or *might*.

Going to, may, might

We use *going to* to show that we have a clear plan in mind. We intend to do something in the future for example:

I'm going to visit my sister next weekend. (I have a plan to visit my sister.)

He's going to buy some new shirts. (He intends to buy some new shirts.)

We use *may* when we want to show we are uncertain about something. We could be speaking about the future for example:

Nigisti may come with us to Nairobi.

We also use *may* to speak about the present (though it is more common to use *perhaps*) for example:

The thief may have confessed. / Perhaps the thief has confessed.

Might means almost the same as *could* and *may* but we are not quite as certain as when we use *could* or *may* for example:

It could be an interesting programme. (possible)

It may be an interesting programme. (fairly possible)

It might be an interesting programme. (possible, but unlikely)

2 Write six sentences in your exercise book using the words in this table.

I			visit	Awassa	my	friend.
He			travel to	Makale	his	aunt.
She	is		write to	Tigray	her	grandparents.
You	are	going to	stay with	Aksum	our	cousins.
We	am		stay in	Bahir	your	penfriend.
They				Dar	their	

Example:

We are going to stay in Aksum with our cousins.

3 Now rewrite the sentences using *may* or *might*.

Example

We might stay in Aksum with our cousins.



B2.2 Speaking: Future plans

1 Work out an itinerary of the places and people you would like to visit when you go on holiday, then work with a partner to ask and answer questions about your plans.

Example:

Q: What are you going to do when you go on holiday?

A: Well, I am going to visit my grandmother in Hawassa first. Then I may ... or perhaps I might ...



B2.3 Reading: Planning a tour

1 Liben's uncle works in a tourist office. He arranges different kinds of tours for visitors to Ethiopia. Read these tour suggestions and follow the suggested routes on a map.

Tour 1: Bale Mountains and Awash National Park

Day 1 Drive from Addis Ababa to the South East via Bishoftu and Adama. Continue driving through the Arsi farmlands until you reach Adaba or Dodola for lunch. After lunch, drive to Dinsho, the headquarters of the Bale Mountains National Park. Walk around in the park to see Mount Nyyala, Menelik's Bush Buck, a small local antelope, and several bird species. Overnight at Dinsho in the simple but clean lodge of the National Park, or drive to Goba (42 km) to stay in a hotel for two nights.



Day 2 Early morning drive to the Sanete Plateau until you reach Tullu Dimtu (the summit of Bale Mountains). You will have the chance to see the local Abyssinian Wolf, also commonly known as the Simien or Red Jackal. Afternoon: a further visit to Dinsho or stay in Goba.

Day 3 Drive from Goba to Sodore with a lunch box. After lunch, drive to Sodore recreational centre where you can enjoy swimming in the Olympic-size pool and bathing in the natural hot spring water. Late afternoon, walk in the compound for bird watching and relaxing. Overnight at a local hotel.

Day 4 Early morning departure to Awash. Lunch at Kereyou Lodge. Late afternoon, game drive in the Park with a visit to the majestic Awash River Falls. Overnight at Kereyou Lodge or a hotel in Awash.

Day 5 Early morning game drive. After breakfast, drive to Awash hot springs, continue to Addis Ababa and arrive before dusk.

Tour 2: Trekking in the Simien Mountains

Day 1 After breakfast, drive from Gondar to Sankaber-Jinbar on the road to the Simien Mountains, known as The Roof of Africa, and turn left to start the real trekking. Then trek to Geech. Overnight camping at Geech camp for two nights.



Day 2 Early morning, trek from Geech to Imet-gogo, one of the beautiful sites. In the afternoon trek around Geech to the sites called Seha'a and Kedadit. Overnight camping at Geech camp.

Day 3 Trek from Geech to Chenek. Overnight camping.

Day 4 Trek from Chenek to Ambiko. Overnight camping.

Day 5 Trek from Ambiko and climb Ras Dashen, the highest peak of the Simien Mountains (4,620 m). Then back to Ambiko for overnight camping.

Day 6 Trek from Ambiko to Chenek. Overnight camping.

Day 7 Trek from Chenek to Amba-Ras or Sankaber and then pick up by car to drive to Gondar. Overnight Gondar.

2 Now complete these tasks in your exercise book.

- 1 List all the place names in each tour.
- 2 How many of these places can you find in an atlas, or local maps of each area?
- 3 Draw a map for each tour and plot the route of each holiday on the map.
- 4 In pairs, decide which tour you would each like to go on, then describe the activities you were doing on each day, for example:

Student 1: *On the first day of Tour 1 we drove through ...*

Student 2: *On the first day of Tour 2 we ...*

5 Now ask your partner questions about the chosen tours.

Example:

How far is it from Dinsho to Goba? It is 42 km.


3 Read the passage and choose the correct word or phrase from the box to complete it.

holidays / vacation	travel / trip	journey / outing	camp / hotel
set off / set out	by car / on foot	trek / climb	summit / peak


During the, we went on a day to the Simien Mountains. Our was arranged by a tour guide. We spent a night in an at Ambiko, then we in the morning to Ras Dashen, which is the highest in the Simien Mountains.

B2.4 Language focus: Going to and has / have


1 Learn these sentences.

1  Sow the seeds.


She is going to sow the seeds in the pot.

2 


She is sowing the seeds in the pot.

3 


She has sown the seeds in the pot.

4  Transplant the seedlings.


He is going to transplant the seedlings into pots.

5 


He is transplanting the seedlings into pots.

6 

He has transplanted the seedlings.

7  Harvest the beans.

He is the beans.

8 

He is the beans.

9 

He

2 Complete the following sentences with *going to* or *has / have*

- 1 Dejene is very happy he _____ just passed his exams.
- 2 We are _____ America for our holidays this year.
- 3 Our friends are _____ throw a party this evening.
- 4 My father _____ bought a television set so we can watch the international football games.
- 5 I am _____ visit my grandparents this evening.
- 6 Gebre _____ just been made the captain of our local football team.

3 Now work in pairs to make your own sentences using *going to* or *has / have*.

B2.5 Language focus: The present perfect tense

Present perfect tense

The present perfect tense is formed by using *has* or *have* with the past participle (that is, *-ed* or *-d* added to the infinitive form). Irregular verbs have irregular past participles, sometimes the same as, sometimes different from, their past simple form:

	Infinitive	Past simple	Present perfect
Regular:	<i>work</i>	<i>I worked</i>	<i>I have worked</i>
Irregular:	<i>run</i>	<i>I ran</i>	<i>I have run</i>
	<i>see</i>	<i>I saw</i>	<i>I have seen</i>
	<i>think</i>	<i>I thought</i>	<i>I have thought</i>

We use the present perfect tense to describe an action which finished at some time in the past, but we don't know exactly when, for example:

We've often eaten doru wat. (but we are not told exactly when)

She has already arrived. (the action is finished, but no time information is given)

Remember in the present perfect tense, we use *has* for one person, and *have* for more than one and change the form of the verb.

Forming the present perfect

Remember, we use the past simple if we *know when* the past action finished. We use the present perfect when the action has finished but we *don't know when*. Negative forms of the present perfect use *not* between *has* or *have* and the past participle:

She has not worked all day.

To ask a question in the present perfect, we put *has* or *have* before the noun or pronoun:

Has she seen the new film?

Write the past tense forms of the following verbs:

- lose make play ring think sweep write give sing visit
 ask clean feed fall go tell wipe choose listen eat

1 Note that:

... *has / have gone to* ... refers to someone who has gone to a place but has not yet returned.

Examples:

He's gone to the bank. He should be back soon.

Where has Kekebo gone?

... *has / have been to* ... refers to a place which someone has visited sometime in his life.

In other words, *has been to* refers to an experience.

Examples:

He's been to Addis Ababa many times.

I've been to Dire Dawa twice.

Choose whether *has been* or *has gone* is correct.

- 1 Where is Kekebo? Has he to the bank?
- 2 I've to Lalibela twice.
- 3 Have you ever to a football match?
- 4 I can't find Tenkir. Where has he to?
- 5 I don't believe they've ever to America.
- 6 She's to do some shopping. She'll be back soon.
- 7 Has she away for long, or will she be back soon?
- 8 Just a moment, Abeba's to get the report.

2 Work with a partner to ask and answer questions about the places named in the box.

Gondar	Addis Ababa	Harar	Debre Damo	Lalibela	Aksum
--------	-------------	-------	------------	----------	-------

Example:

Have you ever been to Gondar?

Yes, I have.

When did you go?

I went there last year.

What did you do in Gondar?

I visited a castle.

- 3 Work in groups to make a 'Find someone who ...' questionnaire. Write down the names of places you or your friends may have visited or know something about, then ask and answer questions about the results of the questionnaire, using the question words *have you*, *when*, *where* and *what* as in the example above.

**B2.6 Speaking:** Pronunciation practice

- 1 Work in pairs to ask and answer questions using the short form of the present perfect in the reply.

Example:

Where is my ball? I'm sorry. I've lost it.

- 2 Now do the same using the *going to* form of the verb.

Example:

Have you done your homework? I'm going to do it tonight.



B2.7 Reading: The Simien Mountains

- 1 Look up the meanings of the following words in the dictionary and write them in your vocabulary book:**

rugged	remote	infrastructure
facilities	spectacular	massif

- 2 Read the following tourist office leaflet.**

The Simien Mountains are the most rugged mountains on the African continent. Their natural beauty stirs the heart of every visitor to this remote and unique national park. The Simien Mountains Massif is one of the major highlands of Africa, rising to the highest point in Ethiopia, Ras Dejen (4,620 m), which is the fourth highest peak in the continent. Although in Africa, and not too far from the equator, snow and ice appear on the highest points and night temperatures often fall below zero. The Simien Mountains, north of Gondar, provide an excellent trekking area with a good infrastructure of equipment provision and guide facilities in place.

This park has spectacular views and a large variety of wildlife, including baboons, ibexes, Ethiopian wolves and birds of prey such as the rare lammergeyer, a huge vulture. The park is made up of a rocky massif, which slopes down to the grasslands – the massif is cut by streams and gorges. The national park has three general botanical regions. The lower slopes have been cultivated and grazed, while the alpine regions (up to 3,600 m) are forested. The higher lands are mountain grasslands with fescue grasses as well as heathers, splendid red hot poker and giant lobelia. The park was created primarily to protect the Walia ibex, a type of wild goat, and over 1,000 are said to live in the park. Also in the park are families of the Gelada baboon and the rare Simien fox. The Simien fox, although named after the mountains, is rarely seen by the visitor. Over 50 species of birds have been reported in the Simien mountains.

Access to the park is from Debareq, 101 km from Gondar, where riding and pack animals may be hired.

Dinknesh Tours organise trekking, mountain climbing and horse riding tours to the Simien mountains.

Source: www.ethiopiatravel.com/simien_mountains.htm © Ethiopia travel for text



- 3 Compare this text with the information provided in Tour 2: *Trekking in the Simien Mountains* on page 28. Explain why the two texts are so different.**

- 4 Read the text and answer the questions.**

- 1 How high are the Simien Mountains?
- 2 Even though the mountains are in Africa, what can you find on the peaks?
- 3 Describe the park and its different regions (topography).
- 4 What kinds of animals can be seen in the mountains?
- 5 Why was the park created?
- 6 How can visitors access the park?



B2.8 Writing: Finding out about a holiday

Write a letter to a travel agent to ask about the kind of the holiday that you would like most. Ask about the type of accommodation, the local attractions, the cost of the holiday and the best time of the year to visit.

**B2.9 Reading:** Welcome to Ethiopia

- 1** Read the following travel article through quickly. Pick out the key words that tell you what the article is about, and write them in your exercise book.

Welcome to Ethiopia!

Visit the East African tourist paradise, the home of seven world heritage sites!

“Ethiopia always has a special place in my imagination and the prospect of visiting Ethiopia attracted me more strongly than a trip to France, England and America combined!”

Nelson Mandela

We offer quality tours for individuals and groups at affordable prices! No matter whether you are 7 or 70 years old, we have something for you: from standard fixed departure trips to customised tours.

**Join the Travel Excitement, take advantage of our specialities!**

We operate a wide range of tours from famous historic routes to the classical and featured adventure tours to Omo valley right to the active volcanic areas at Danakil and Erta' Ale.

Services and tours we offer include:
Religious festival tours with fixed departure times;

Historic routes (Axum, Lalibela, Gonder, Bahirdar, Harar) by flight or road;

Rock hewn churches around Lalibela and Tigray;

Historic mosques Nejashi in Tigray and Dire Sheik Hussien in Bale;

Historic sites Aba Jifar Palace at Jimma;

Nature tours to the live volcano at ArtaleAfar as well as bird-watching, camel riding;

Remote ethnological tours to Omo valley and Rift valley;

Professional photography documentary and feature filming arrangements;

Sporting activities such as trekking, fishing, river rafting, rock climbing, horse riding;

Nature tours such as bird watching, camel riding;

Short excursions city tour, short trips out of Addis Ababa.

Adapted from Glory Ethiopia Travel and Tours

Glory Home

Beyond a leisurely holiday, there are many reasons to come to Ethiopia for your unique travel experience. In just one trip, you can experience all the richness that the country has to offer.

Ethiopia is a country – more than 3,000 years old – of rich history, home of the oldest hominid ever discovered in the entire world, a home of more than 83 nationalities with their individual customs and cultures, a rich diversity of flora and fauna, the habitat of many mammals and birds including seven endemic mammals and 16 birds.

Ethiopia is the birthplace of coffee.

It is a nation with a fusion of religions and cultures, as well as a place where hospitality and harmony prevails.

It is the only African nation that was not colonised.

It is the owner of an ancient written language.

It is the host nation for the headquarters of the African Union and the Economic Commission for Africa (UNECA).

It is a relatively safe nation and a remarkable travel destination. There are not too many developing countries that can boast a safety record which matches that of Ethiopia. Ethiopians are well-known for their hospitality and warmth. It is a country where the traditional way of life still prevails, giving a sense of peace and order everywhere you go.

Considered as a modern Tower of Babel, Ethiopia's ethnic groups speak more than 80 distinct languages and 200 regional dialects!

Adapted from Glory Ethiopia Travel and Tours

2 Read through the travel article again and write notes under the following headings:

- Introduction and welcome
- Tours and activities
- Flora and fauna
- Why Ethiopia is unique
- What Ethiopia offers the tourist

3 Discuss in groups which reading passage in this Unit you have found the most informative and give your reasons for your choice. Share your conclusions with the rest of the class.

B2.10 Study skills: Finding out information

Using the headings of the attractions in the leaflet in B2.9, find out more information about Ethiopia from the Internet or from your local library. Your teacher or librarian will show you how to access the information.



B2.11 Speaking: Pronunciation of endings

- 1** The regular past simple endings *-d* or *-ed* are pronounced in three different ways. Look at this table and pronounce the verbs in each group.

Group 1 /t/	Group 2 /d/	Group 3 /id/
asked watched	learned used	greeted needed

- 2** Copy the table into your exercise book. Add these verbs to the right list according to the pronunciation of their past simple form. Be careful with the spelling!

work want live stay pass end call wash hope start arrive

B2.12 Fun with words: Play Bingo!

- 1** Choose nine past tense forms from your list and write one each in a box:

Example:

<i>fed</i>	<i>swept</i>	<i>gone</i>
<i>thought</i>	<i>lost</i>	<i>told</i>
<i>rang</i>	<i>give</i>	<i>make</i>

- 2** Your teacher will call out the infinitives of verbs one by one. If you have written the matching past tense on your card, you can cross it off. The student who crosses off all the verbs first is the winner.

Assessment

- 1** You are going to read a passage about the Blue Nile Falls. Your teacher will give you the text and some questions. Answer them in your exercise book.
- 2** Your teacher will ask you to write two descriptive paragraphs about a tourist visiting our country.