


UNIT 8: WHERE IS THE MARKET?

LESSON ONE

Activity 1

Directions: In your exercise book match the pictures to the words in the Word Bank.



Word Bank			
café	hospital	traffic light	garage
bank	butcher's	post office	hotel
barber's	crossing	police station	street

Activity 2

Directions: Work in pairs. Point to a building and ask your partner to name it.

Activity 3

Directions: Watch as your teacher uses gesture and mime and decide which building to go to.

LESSON TWO

Activity 1

Directions: With a partner take turns saying where a person or an object in the classroom is and guessing the name of the person or object.

Example: This person is next to ___/ behind ___/ between ___ and _____.
This object is in front of ___/ near _____.

Activity 2

Directions: Read the dialogues below with a partner. Make up similar dialogues about what and where things are in your town or village.

Dialogue 1

Student A	What is this?
Student B	It's a traffic light.
Student A	Is there a traffic light near our school?
Student B	Yes, it's on the street opposite the school gate.

Dialogue 2

Student B	Where is the hospital?
Student A	It's beside the barber shop.
Student B	Is there a hospital in your town/village?
Student A	No, but there is a clinic.

LESSON THREE

Activity 1

Directions: Listen as your teacher reads you eight short statements. Identify the building or place where a person is speaking and write its name in your exercise book.

Activity 2

Directions: Study the plan of the town centre in Lesson One, Activity 1. Use position words such as **next to, near, on the left, on the right, between and beside** to ask and answer questions with your partner/group about where buildings are.

Activity 3

Directions: Study the plan of the town centre again. Your teacher will say the location of a building. Guess the name of the building.


LESSON FOUR

Activity 1

Directions: Help your teacher to fill in buildings and landmarks on a plan of your local area that he/she shows you. Talk about the location of buildings on the plan.

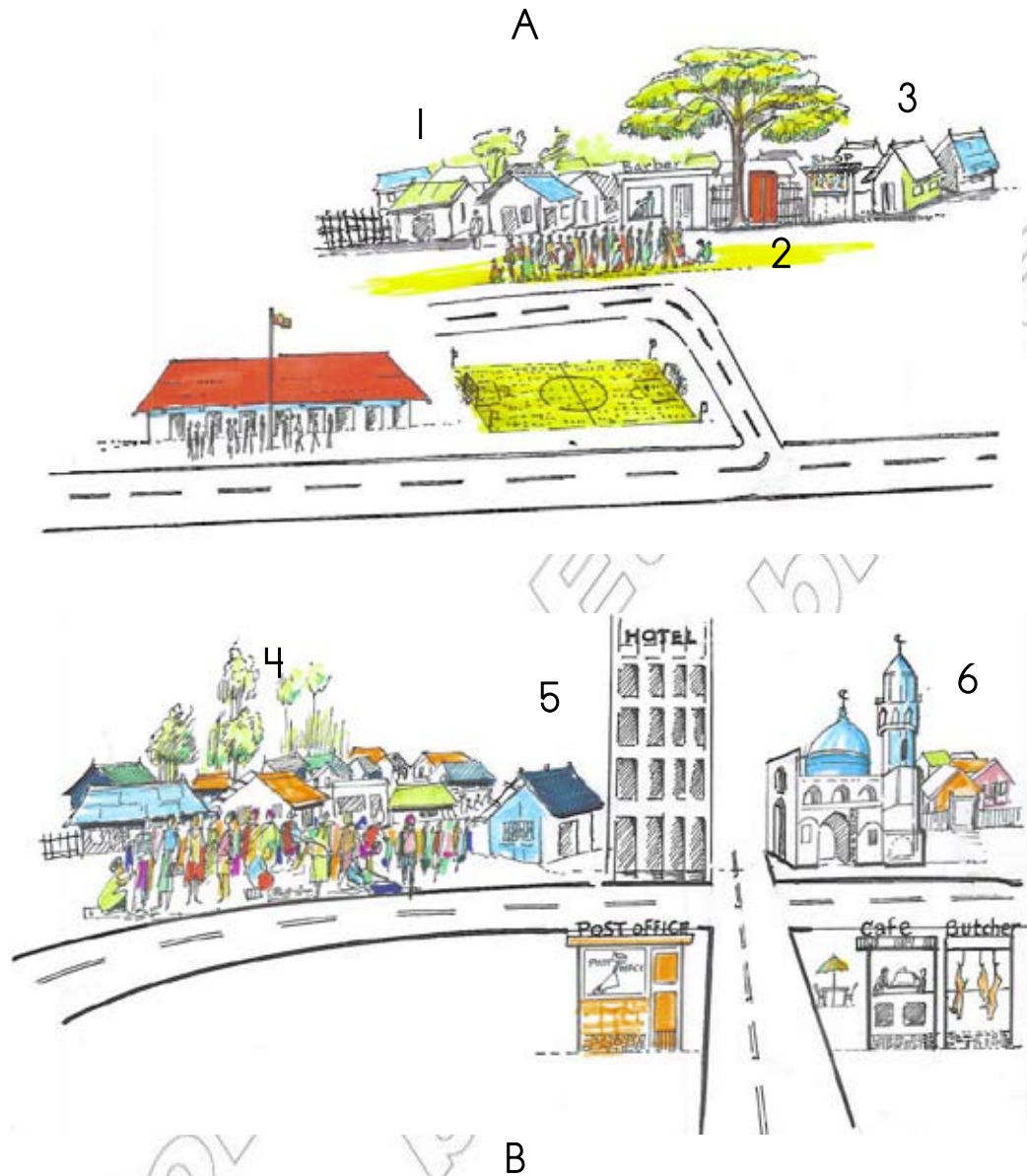
Activity 2

Directions: Copy the sentences below into your exercise book in the correct order, according to the pictures.



- ___ The bank is next to the post office.
- ___ The market is next to the mosque.
- ___ The garage is opposite the butcher's.
- ___ The café is between the mosque and the hotel.
- ___ The crossing is in front of the garage.

LESSON FIVE



Activity 1

Directions: Read the letters from Abebaw to Jemal and from Jemal to Abebaw together out loud. Find the houses of the letter writers on the map. Write down the numbers of Jemal's house and Abebaw's house secretly in your exercise book.

Letter one

Dear Jemal,

I hope you are well. I am glad you can come to visit me on Saturday afternoon.

I will tell you how to get to my house.

Walk along the road in front of the school until you come to the football field. Behind the football field there is a street with a vegetable market. You will find my house near a tall tree, between a barber's and a small shop which are on the same street. My gate is red.

Please bring your football so we can play on the field.

See you soon,

Abeba

Letter two

Dear Abebaw,

Thank you for inviting me to your house last weekend. It is fun playing football on the field, isn't it? I hope you can come to my house this Saturday. I'll tell you how to get there.

Come to the big market in the town centre. Walk along the street between the post office and the hotel. At the crossing you will see a blue mosque.

There is a cafe opposite the mosque with a butcher's next to it. My house is near the mosque, opposite the butcher's. My gate is white.

My mother says I can play with you in the afternoon.

Goodbye until Saturday,

Jemal

Activity 2

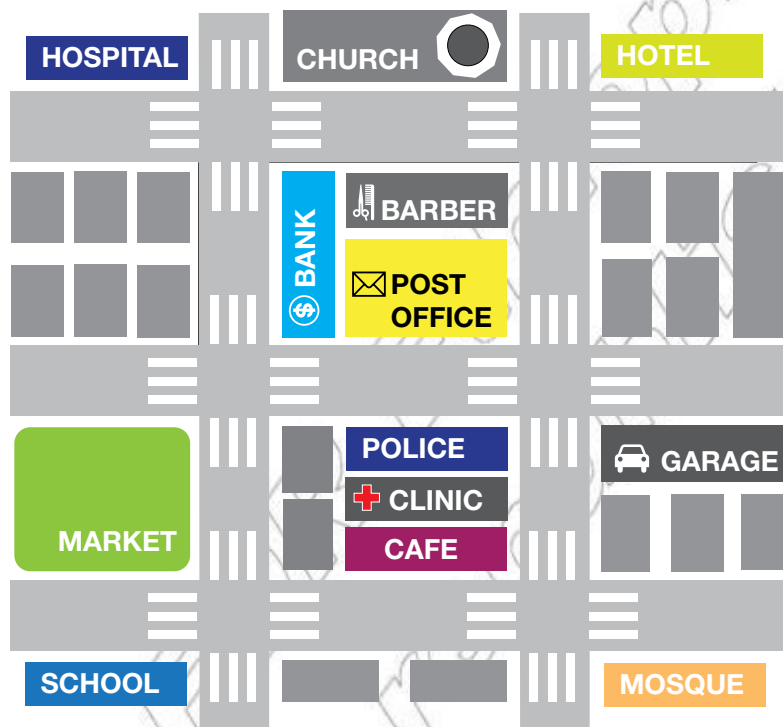
Directions: Read the following questions individually and find the answers in the letters. Your teacher will tell you whether to answer them orally or in your exercise book.

1. Who lives near the mosque?
2. Who lives near the school?
3. Who has a football?
4. What is in front of the mosque?
5. What colour is Jemal's gate?
6. What day do the boys play together? Why?
7. Where is the big market?
8. Where is the vegetable market?
9. Who can buy meat near his house?
10. Who can get a haircut near his house?

LESSON SIX

Activity I

Directions: As your teacher reads the dialogue, follow the directions on the plan. Then repeat the dialogue after your teacher.



Dialogue

Mihrit	Excuse me. Where is the clinic, please?
Tirfe	Walk along the street. Turn right at the barber's. Walk to the crossing. Cross over the street and go straight past the police station. The clinic is on the right.
Mihrit	Thank you.

Activity 2

Directions: Use the plan in Activity 1 to play the Directions Game with your teacher. Then play the game again in a small group.

LESSON SEVEN

Activity 1

Directions: In pairs prepare a dialogue in which one of you is giving directions to the other from the school on the map to another building. Your teacher will tell you which building you are to go to.

Activity 2

Directions: Secretly choose a building/place to direct your partner to. Tell your partner where to start from. Give directions and see if your partner arrives at the correct building/place. Change roles.

LESSON EIGHT


Activity

Directions: Work with your group to ask and give directions to places near your school. Use the cards your teacher gives you.

LESSON NINE

Activity 1

Directions: Study the pictures as your teacher reads the story out loud. Put up your hand if you can match a picture to the story. Say the number of the picture.



Lalise's First Bus Journey – Part One

Lalise is 12 years old. She lives in a small village near Lake Zuway.

One day she goes to visit her uncle and his family in the nearby town with her big sister, Jalalle. She has never been out of her village without her parents before and she has never been in a bus. She feels a little bit afraid.

Jalalle and Lalise catch a nice chicken and put it in a basket to take for their uncle. Then they take a horse-drawn cart (*gari*) to get to the road. They catch a bus to Zuway town.

At the bus station in Zuway, they meet their cousin, Damme. She takes them to a café for a soft drink. They sit outside the café and drink their soft drinks. Then they walk to their uncle's house.

Unfortunately, Lalise leaves her basket in the café, so when they get to their uncle's house there is no chicken to give to him. Jalalle is angry. She tells Lalise to go back to the café for the basket.

Activity 2

Directions: Reread the story and then read the sentences below. Copy the true sentences into your exercise book. Make the false sentences true before you write them in your exercise book.

Example: I. F Jalalle goes with Lalise to their **uncle's** house.

1. Jalalle goes with Lalise to their grandmother's house.
2. Their cousin is called Damme.
3. The bus takes them to the bus station.
4. They drink coffee in a café.
5. They take eggs to their uncle's house.
6. Lalise leaves their basket in the café.
7. Jalalle is sad.
8. Jalalle sends Lalise to the bus station for the basket.

LESSON TEN

Activity 1


Directions: Listen as your teacher reads part two of the story. Study the pictures carefully. Your teacher will ask you questions about the pictures.

Lalise's First Bus Journey – Part Two

Lalise walks back to the bus station but she can't remember where the café is. First she asks an old lady, "Excuse me. Please tell me where the café is." The old lady says, "Go along the street to the butcher's and turn left. There is a café next to the butcher's."

Lalise says, "But this is not the same café!" She then asks the butcher, "How do I get to the café with outside tables?" The butcher says, "Turn right and walk to the post office. There is a café with outside tables next to the post office." But this is a different café.

She asks a boy in front of the post office, "Please tell me where the café with blue umbrellas is." The boy says, "Go along the street to the bus station. At the corner near the crossing there is a café with blue umbrellas."



It's getting dark now and Lalise feels afraid. She runs back to the bus station. She runs to the crossing. Near the crossing she sees a café with blue umbrellas outside. She looks for her basket under the chair. The basket is gone!

Lalise is sad. The waiter smiles. She asks a waiter, "Where is my basket?" The waiter smiles and says, "Come inside the café and look." Inside the café, Lalise sees her uncle waiting for her with Damme and Jalalle. On the floor in front of them is the chicken safe and sound. It is eating bread. It has laid an egg!



Lalise smiles. She is very happy. They all go back to uncle's house for special chicken stew.



Activity 2

Directions: Copy the sentences into your exercise book. Fill in the gaps with words from the story.

1. Lalise can't _____ where the café is.
2. The first café Lalise goes to is next to the _____.
3. The café near the crossing has _____ umbrellas.

4. The ___ is not under the table.
5. Lalise asks a ____, “Where is my basket?”
6. Lalise’s uncle, Jalalle and Damme are ____ the café.
7. The chicken is eating ____.
8. The chicken is safe and ____.
9. When it is getting dark, Lalise feels ____.
10. When she sees the chicken, Lalise feels ____.

LESSON ELEVEN

Activity I

Directions: Read the dialogues with a partner. Find each punctuation mark. Tell your partner if it is a **comma**, a **full stop** or a **question mark**.

A	Excuse me. Where is the post office please?
B	Walk along the street to the crossing, turn left, go straight ahead, turn right at the bank, and walk along the street to the tall hotel. The post office is next to the hotel.
A	Thank you.
B	Excuse me. Where is the garage?
A	Walk to the mosque, turn left at the traffic light, go straight ahead, turn left, and walk along the street to the market. The garage is opposite the market.
B	Thank you.

Activity 2

Directions: Copy the dialogues below into your exercise book. Put in the punctuation marks: commas, full stops and question marks. Start each sentence with a capital letter.

Dialogue 1

excuse me where is the butcher's
walk to the bus station turn right go to the crossing turn left
and walk along the street the butcher's is next to the café
thank you

Dialogue 2

excuse me where is the barber's
turn right walk along the street to the traffic light turn left
and walk to the bank the barber's is between the bank and
the small shop
thank you

LESSON TWELVE

Activity 1

Directions: Draw a plan showing the way you walk from your school to the market. Write a short message giving directions from your school to the market. Remember to start your message with a capital letter, punctuate the directions with commas and put a full stop at the end. Compare your plan and your message with a partner's.

Activity 2

Directions: Share your plan and directions with your group or with the whole class.

LESSON THIRTEEN

Activity 1

Directions: Listen to your teacher and follow the instructions for taking a spelling test.

Activity 2

Directions: With a partner retell the story, “Lalise’s First Bus Journey.”

Activity 3

Directions: Follow your teacher’s instructions to complete the revision activities.



© MOE, FDR Ethiopia
Not to be republished

© MOE, FDR Ethiopia
Not to be republished