

UNIT 3: WHAT IS IT CALLED IN ENGLISH?

LESSON FOUR

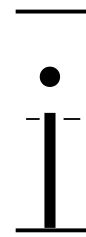


she



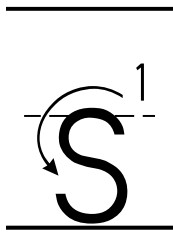
he

LESSON FIVE



i	o	a	n	e	t	i	e	i	o	i	r
---	---	---	---	---	---	---	---	---	---	---	---

LESSON SIX




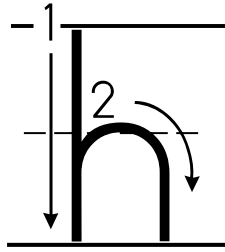
A diagram showing the stroke order for writing the uppercase letter 'S'. A horizontal line is above and below the letter. A curved arrow starts at the top left, goes down, curves to the right, and then down again, ending at the bottom left. The number '1' is placed at the start of the arrow.



A diagram showing the uppercase letter 'S' with horizontal lines above and below it.

i	o	s	s	t	s	i	r	i	s	s	n
---	---	---	---	---	---	---	---	---	---	---	---

LESSON SEVEN



i	h	r	s	o	r	h	i	s	n	s	i
---	---	---	---	---	---	---	---	---	---	---	---

LESSON TEN

Oo	Oo	Oo
ooO	ooO	ooO
OOoo	OOoo	?